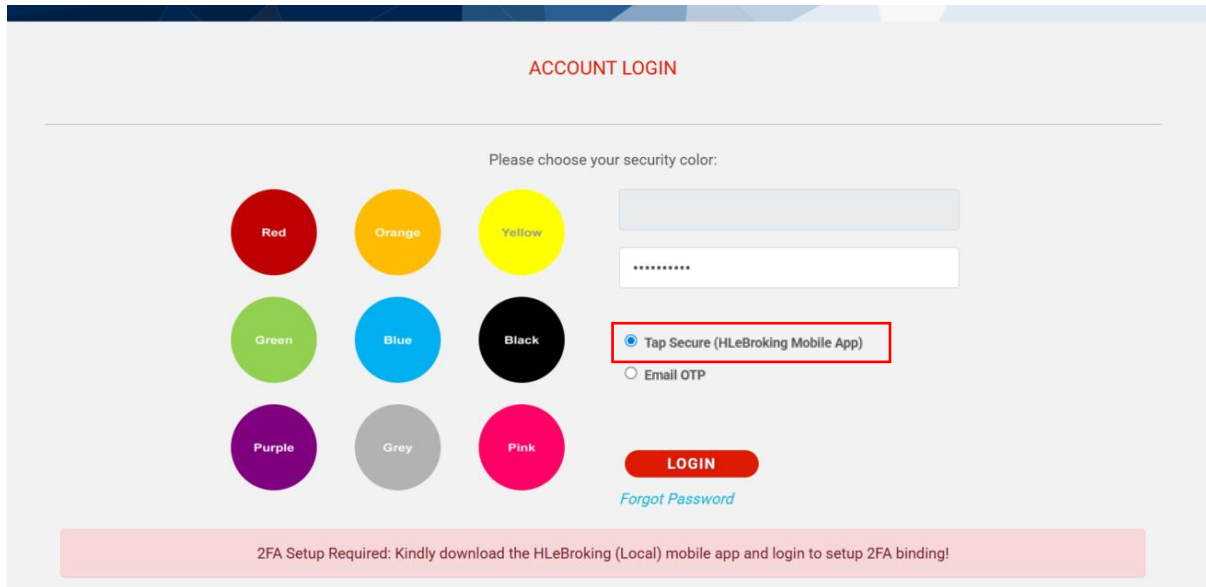


## Two-Factor Authentication Setup (2FA) User Guide

### 1. Verify login via Tap Secure



ACCOUNT LOGIN

Please choose your security color:

Red Orange Yellow

Green Blue Black

Purple Grey Pink

Tap Secure (HLeBroking Mobile App)

Email OTP

LOGIN

[Forgot Password](#)

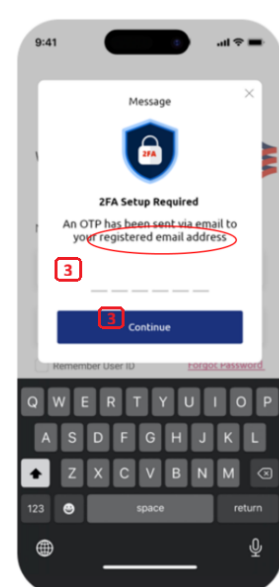
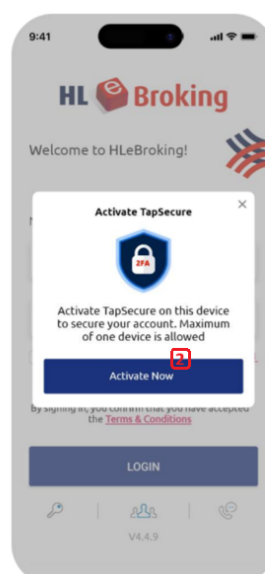
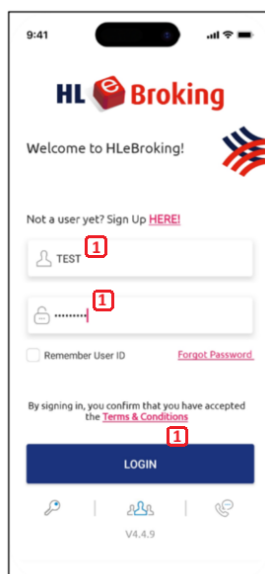
2FA Setup Required: Kindly download the HLeBroking (Local) mobile app and login to setup 2FA binding!

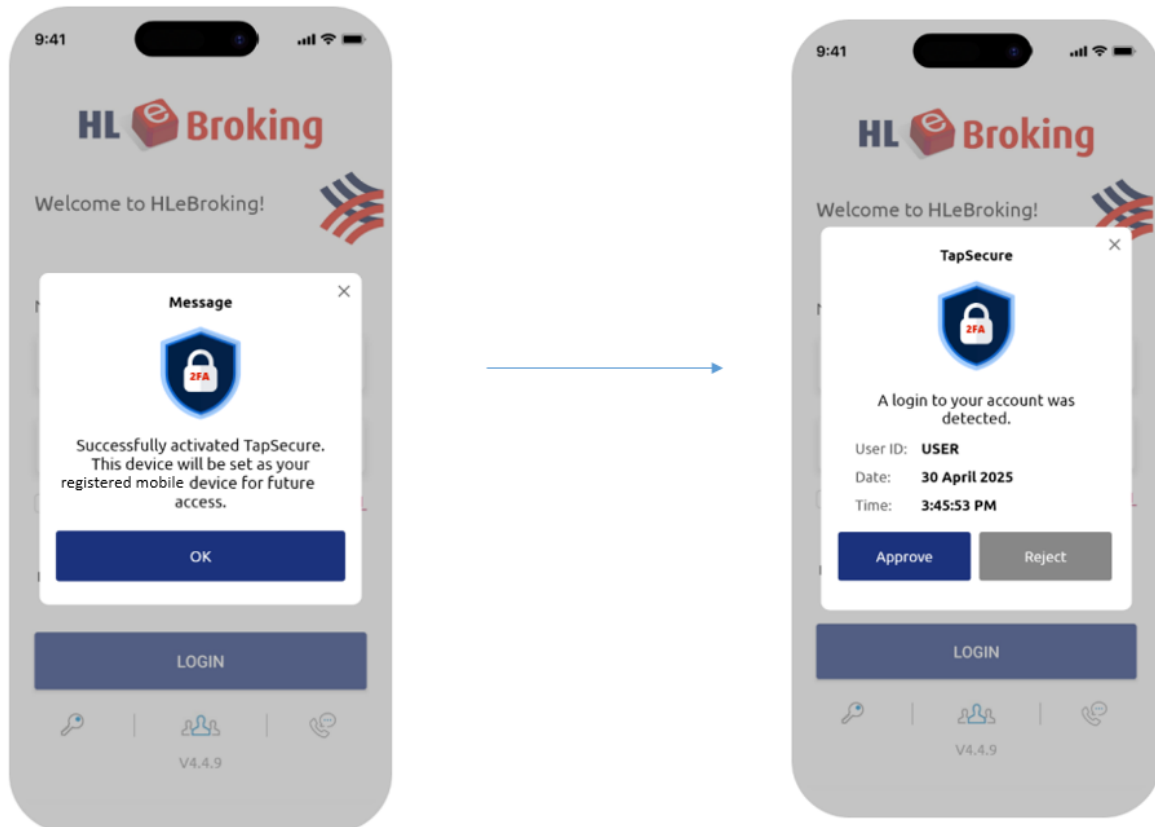
Please download the HLeBroking (Local) mobile app and login to setup 2FA binding for the registered mobile device.

Step 1: Insert the User ID and password, Tap “Login”

Step 2: Tap “Activate Now”


Step 3: Insert OTP (please check your registered email address for the OTP), Tap “Continue”

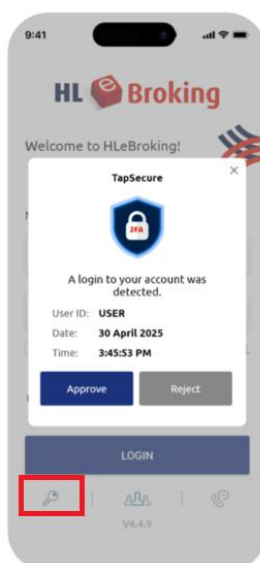




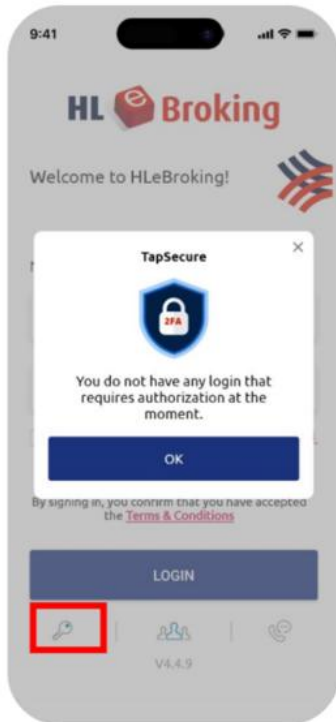
Once TapSecure is activated, the login authorization will be prompted on the registered mobile device (i.e. the mobile device used to set up 2FA binding) during login, please approve/reject the login within 60 seconds.

### No push notification for login

If no push notification is received during login on the registered mobile device, please click on the  icon below to prompt an approval/rejection for the login.



However, if there is no login authorization request, the message below will be shown.

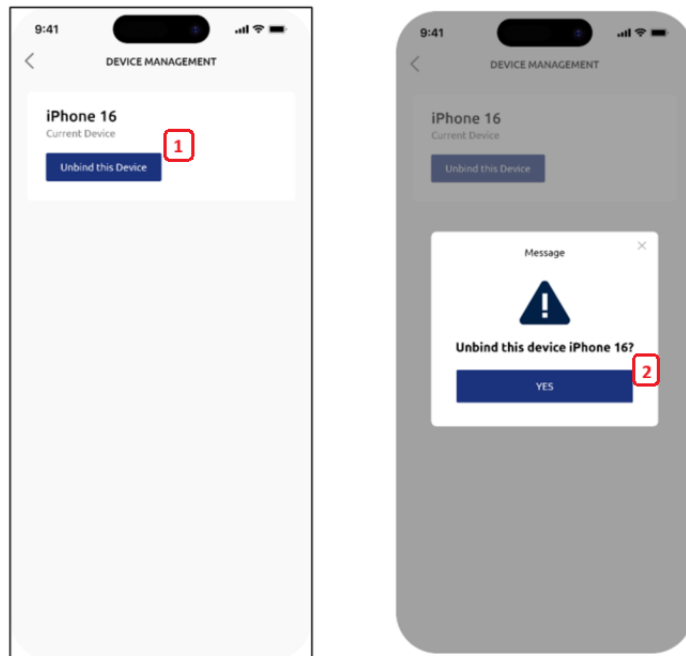


### To unbind 2FA from the registered mobile device

User may unbind the registered mobile device on the mobile app settings under Device Management

Step 1: Tap “Unbind this device”

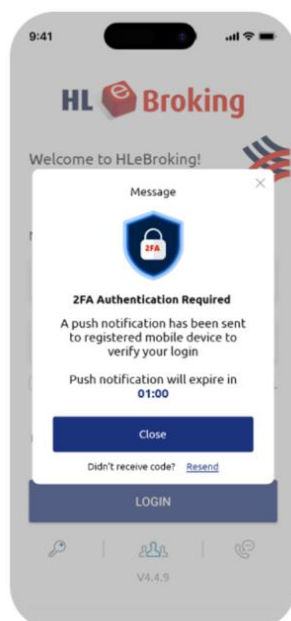
Step 2: Tap “Yes”



*\*User will need to contact our Helpdesk for verification to unbind 2FA from registered mobile device if user loses or has no access to his registered mobile device.*

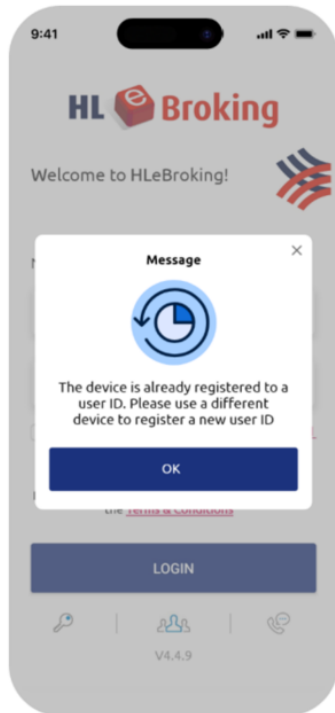
### Using different mobile device to login

User will receive the message below if a different mobile device is used to login. Please approve/reject the login from the registered mobile device within 60 seconds.




## Using different user ID to login

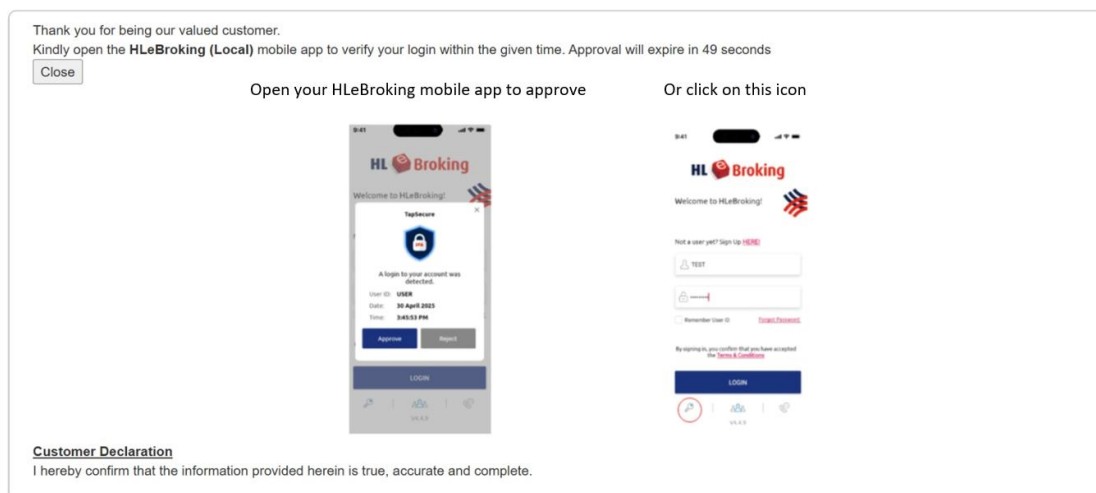
User is not allowed to use a different user ID that has not been binded to login if the mobile device is already registered with a different user ID.



## HLeBroking Website: Successful setup of 2FA Authorization

Upon successful setup of 2FA authorization, users who login to the HLeBroking website will be required to approve the login on the HLeBroking mobile app.

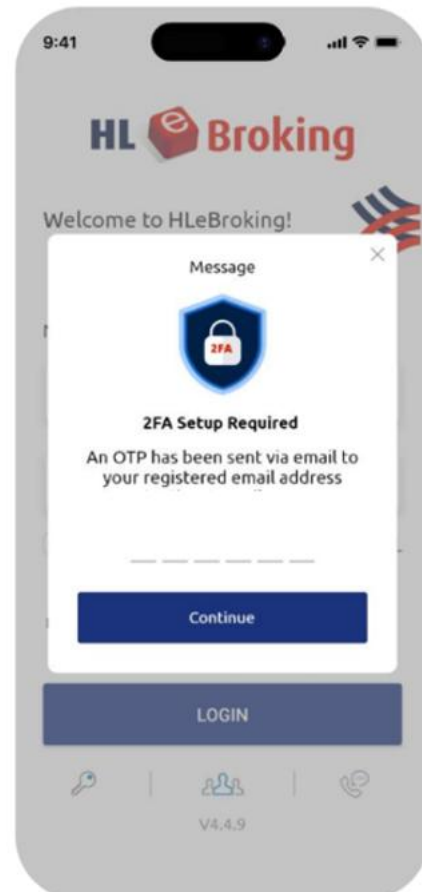
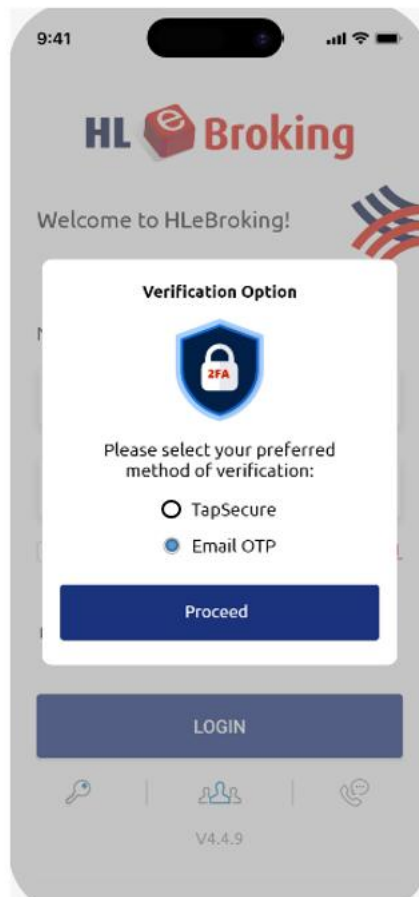
To approve the login, click “Approve” on the HLeBroking mobile app on the registered mobile device within 60 seconds. If no push notification for approval is received, click on the  icon to prompt an approval for the login.



*Note: User will be logged out of previous login session if multiple login sessions occur.*

## 2. Verify login via Email OTP (HLeBroking (Local) Mobile App)

User can also choose to verify their login with 2FA using the email OTP option. A 6-digit OTP will be sent to the user's registered email address. User will be directed to their HLeBroking account after successfully inserting the correct OTP.



### 3. Verify login via Email OTP (Browser)

User can also choose to verify their login with 2FA using the email OTP option. A 6-digit OTP will be sent to the user's registered email address. User will be directed to their HLeBroking account after successfully inserting the correct OTP.

ACCOUNT LOGIN

---

Please choose your security color:

Red

Orange

Yellow

Green

Blue

Black

Purple

Grey


Pink

☐ Tap Secure (HLeBroking Mobile App)  
☒ Email OTP


LOGIN

[Forgot Password](#)

2FA Setup Required: Kindly download the HLeBroking (Local) mobile app and login to setup 2FA binding!



HongLeong Investment Bank



Thank you for being our valued customer.  
 Kindly key in OTP code sent to your registered email address to verify login login with the given time.  
 Approval will expire in **116 seconds**

Submit

Customer Declaration  
 I hereby confirm that the information provided herein is true, accurate and complete.